

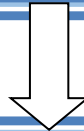


MPCA Feedlot Program Inspection Follow-up Process Compliant and Non-compliant Inspection Results

Conduct Inspection

Inspection Types: Compliance, Desktop N & P Land Application Record, and In-field Land Application

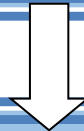
Use the most recent version of Feedlot Inspection Checklist as a guide.



Document Inspection

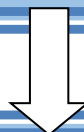
1. Complete "checklist" in TEMPO, include notes to provide additional detail as necessary*; and
2. Attach documentation of inspection findings for non-compliant items in Tempo, including photos, maps, checklists, and field notes as necessary*.

*Documentation should be sufficient enough to tell a complete story of the inspection. Use the agency's [Compliance and Enforcement Staff Training Manual](#) as a guide.



Send Inspection Follow-up Letter, AVL, or LOW within 30-days of Inspection

Send a follow-up letter for both compliant and non-compliant inspection results or an AVL or LOW as applicable. Generate all letters and enforcement documents in Tempo, using appropriate templates. For compliant results, send documents via email (copy template letter into body of email and attach email in Tempo) or USPS. For non-compliant results, send documents via USPS.



Complete Enforcement

Conduct enforcement as necessary and in accordance with agency processes.